


## JOINING A GOOGLE CLASSROOM FOR STUDENTS USING A CLASS CODE

1. Using a Google Chrome browser, click on Sign-in on the top right of the browser using your [studentid@apps.everettsd.org](mailto:studentid@apps.everettsd.org) and student's district password.



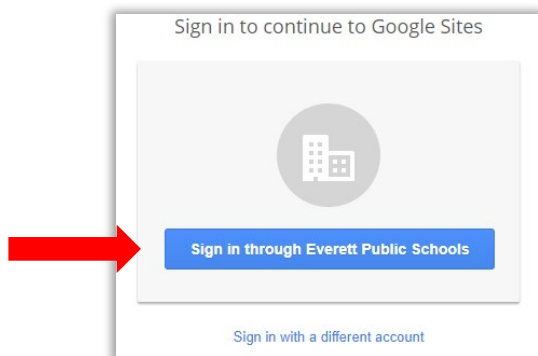
2. Navigate to the district website: <https://www.everettsd.org/>.
3. Click on "Students" at the top of the page. Then, select "Student Tools".



4. On Student Tools page, click on "Google Apps for Education".




5. Once navigated to the Google sign in page, click on "Sign in through Everett Public Schools".



6. On the Everett Public Schools login page, use your student ID and school password to login.

The login page for Everett Public Schools. It features the school's logo at the top left, followed by the text "EVERETT PUBLIC SCHOOLS". Below this is a "Login" section with a "Need help?" link. There are two input fields: "Username" and "Password". A "Go" button with a right arrow is at the bottom.

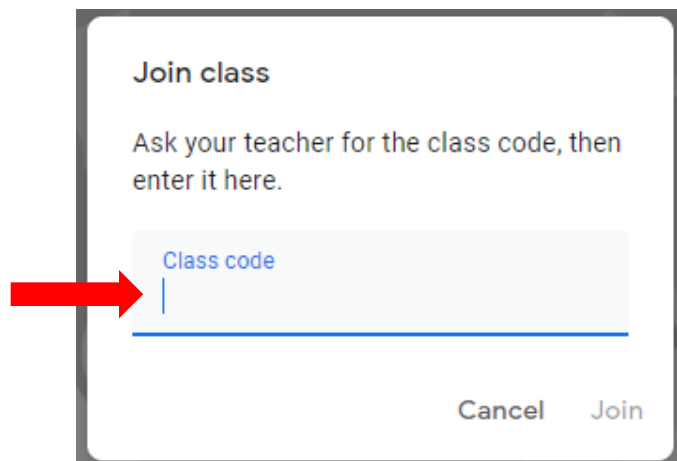
7. Once logged in, click on "Google Classroom" found under "G-Suite Quicklinks" on the bottom left side of the screen.



8. Once in Google Classroom, click on the + sign in the upper right corner of the screen to join a class.

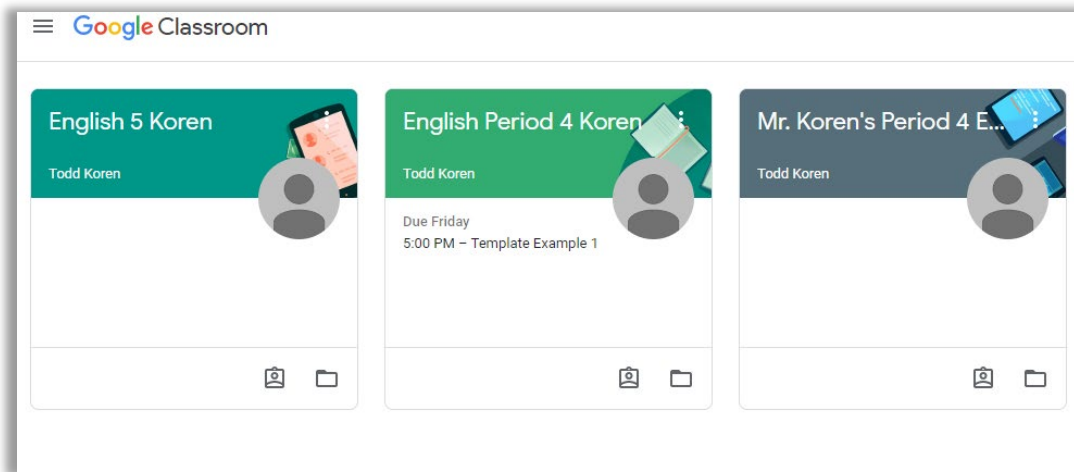


9. A box will pop up. Enter the class code provided to you by your teacher.

A screenshot of the "Join class" dialog box in Google Classroom. It has the title "Join class" and the text "Ask your teacher for the class code, then enter it here." Below this is a text input field labeled "Class code" with a red arrow pointing to it. At the bottom right are "Cancel" and "Join" buttons.

10. Repeat steps 7 and 8 for each class you need to join.

11. After a class is joined, it will appear as a tile on your main Classroom page when you log in.



*If any of your teachers manually added you to their class, you may see them on your main Classroom page with a button that says "Join". Click on the button to join the class.*

**Troubleshooting tips for parents:**

- If you have multiple students in the household, you may need to [Clear Cache](#) between users.
- Make sure your student is accessing from the district or building [Student Tools](#) page, not a saved internet link.